


Potlatch, Idaho

1911 Potlatch Lumber Co.



Property of University of Washington Libraries, Special Collections



**WASHINGTON, IDAHO & MONTANA RAILWAY
HISTORY PRESERVATION GROUP INC.**

Located at:
185 SIXTH STREET
Mailing address:
PO BOX 181
POTLATCH ID 83855

Phone: 208-875-1357
Email:
winryhpg@winryhpg.com
Online: www.wimryhpg.com

**The Washington, Idaho &
Montana Railway
History Preservation Group**




07-09-2011

MEMBERSHIP APPLICATION

*Enjoying Today, Planning for our Future,
with a Deep Appreciation for our Past.*

*Preserving
history and
restoring
community.*






The Washington, Idaho & Montana Railway History Preservation Group (WIMHPG) is a 501 (c)(3) non-profit corporation dedicated to preserving the history of this unique north Idaho railroad.

Our goal is to preserve WI&M structures, artifacts, and equipment, including the Potlatch Idaho WI&M depot and X5 Caboose; publish videos, photo CDs, books, and other items to educate the public and fund future preservation efforts; develop a WI&M museum; assemble an archive of WI&M reference material and oral and photographic histories; and present local cultural events that will:

- Increase public awareness of the area's lumber and railroad heritage and of our ongoing efforts to preserve it.
- Generate revenue that will help maintain the WIMHPG and finance its preservation efforts.
- Attract more public and corporate donations.
- Enhance the WIMHPG's reputation as a respected community educational organization.
- Encourage local volunteerism and ENLIST MORE HPG MEMBERS—LIKE YOU!



General View. The Largest Saw Mill in the World. Potlatch, Idaho.

Annual Membership Dues

Please check the Membership level you wish:

_____ Regular	\$25.00 (WPQ - Emailed)
_____ Sustaining Member	\$30.00 (WPQ – USPS)
_____ Additional Family	\$ 5.00 per person/year
_____ Lifetime Member	\$250.00 (see note)

Note: 50% or ½ of these amounts are charitable contributions and may be tax deductible. Consult your tax advisor.

All members receive a membership card and a subscription to the WPQ—our *White Pine Route Quarterly* newsletter that is published in February, May, August, and November. Note: Only one newsletter will be provided per household.

Regular members have the option of reducing their annual dues by \$5 if they choose to receive their newsletter and renewal notices via email. Be sure to check the email box and provide your email address.

Sustaining members will receive their newsletter via US Mail (Email is also an option but at no discount.) This membership provides additional monetary support to the WIMHPG.

Additional Family members at the same address may be included on Regular or Sustaining memberships for an additional \$5 each. A membership card will be provided for each person.

Lifetime membership is non-expiring with no annual dues and includes all family members in the same household. Newsletter will be sent via US Mail unless Email option box is checked.



Applicant Information – Please Print Clearly

Check one: _____ New Membership _____ Renewal

Name _____

Address _____

City, State, Zip _____

Country _____ Phone _____

Check here if you wish to receive Email delivery of the Quarterly Newsletter. (PDF Format)

Email _____

First names of additional family members:

Membership dues \$ _____

Additional Family Members \$ _____

Donation \$ _____

Targeted donations:

X5 Caboose rehabilitation \$ _____

Depot Restoration Fund \$ _____

Bennett Boxcar Stage Project \$ _____

Museum artifact fund \$ _____

TOTAL AMOUNT US FUNDS \$ _____

Please make checks payable to WI&M Ry HPG or enter your credit card and mail with application to:

WI&M RAILWAY HPG INC.

PO Box 181

Potlatch, ID 83855

Check one: Visa _____ MC _____ Discover _____ AmEx _____

Card No: _____

Exp date _____ Security code _____

Signature _____

Or order online at www.wimryhpg.com